

● Characteristics

0620 - WEIGHING SYSTEM - SOLUTION - VESSEL - SILO - TANK - SCALE



- Input strain gauge:	up to 4 full bridges parallel (350 Ω)
- Sensitivity strain gauge:	0,1...4 mV/V (by steps)
- Output:	2...10 V and 4...20 mA 0...10 V and 0...20 mA,
- Voltage supply:	85...265 VAC / 24 VDC
- Limit value:	2 potential free changeover contacts
- Bridge supply:	4...14 V adjustable
- Linearity:	± 0,02% of end scale value
- Enclosure:	impact-resistant plastics / aluminium
- Measurement monitoring:	sensor break (1 strain gauge only)
- Adjustment limit value:	no need to connect strain gauge
- Protection:	at least IP66

● Technical data

Input

Strain gauge:	Full bridges:	up to 4 parallel, 350 Ω (sum signal) overall >80 Ω
Precise adjustment:	Sensitivity:	0,1 / 0,25 / 0,5 / 0,75 / 1 / 1,5 / 2 / 2,5 / 3 / 4 mV/V
Zero point:	Continuously about:	±20%
	Offset:	±40% / ±80% (range selectable with jumper)
Filter:	Active low-pass:	20 dB/Octave, 5 Hz

Output

Current and voltage:	2...10 V and 4...20 mA 0...10 V and 0...20 mA (selectable with DIP switches)
Working resistance:	>600 Ω
Loading resistance:	<500 Ω
Bridge supply:	10 VDC
	Option: 4...14 VDC (continuously adjustable with potentiometer)
	Bridge resistance: >80 Ω
Sensor break:	Output signal upscale / Output signal downscale (Selectable with jumper) (works only with 1 strain gauge sensor)

Limiting value switch

Relays:	2 pcs, potential free changeover contact
Contact:	30VDC 8 A / 250 VAC 8 A
Limit value:	Adjustable to: 0...100%
Adjustment:	Cconnection of strain gauge not necessary
Switching Mode:	Falling beyond limit value / Increasing above limit value (Selectable with DIP switches)
Accuracy:	<0,1% of end scale value
Hysteresis:	1% / 10% (selectable with DIP switches)

● Applications

The strain gauge amplifier is usable in all ranges where, with the matching sensors, a measuring of forces is necessary. With the possibilities to adjust the amplifier is easily to fit for the application. The output signal can be processed with e.g. a SPS.



● *Technical data (continued)*

Power supply

Voltage:	24 VDC / 85...265 VAC
Power consumption:	5...8 VA (depending on model)

Accuracy

Linearity:	<0,02% of end scale value
Temperature coefficient:	<50 ppm / K

Ambient conditions

Operating temperature:	-10...+60°C
Storing temperature:	-20...+70°C

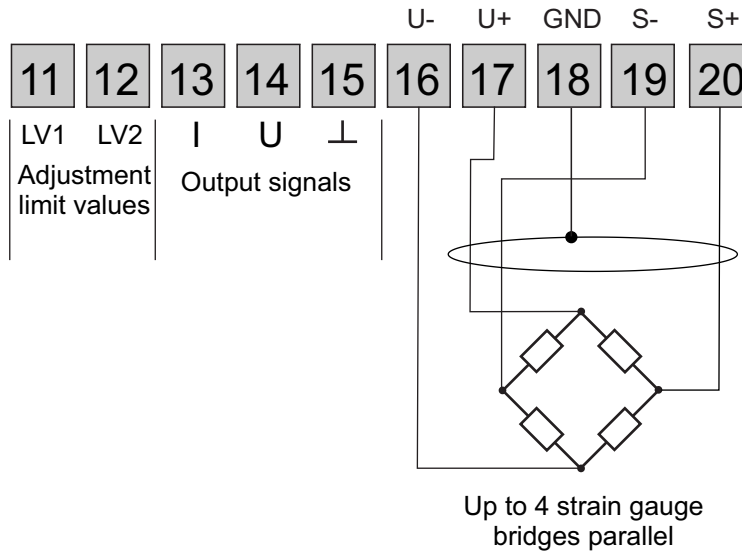
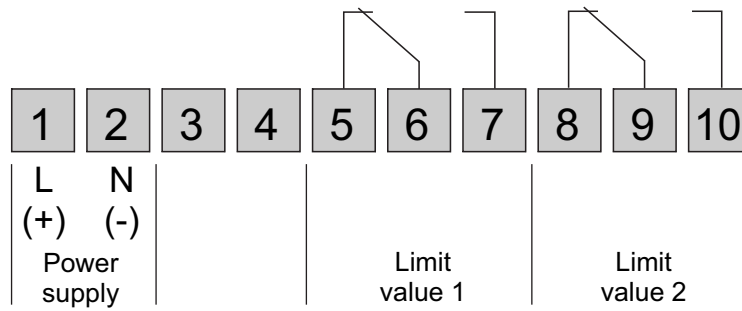
Mechanics

Enclosure aluminium:	Type:	aluCase AC 092 with clip-on design covers
	Dimensions:	160 x 90 x 60 mm
	Material:	die-cast aluminium
	Mounting:	covered screw channels
	Colour:	RAL 9006 (aluminium white)
	Weight:	approx.0,9 kg (with options)
	Cable entry:	4x screwed cable glands M20x1,5, metal
Enclosure plastics:	Type:	U-CASE 2
	Dimensions:	162,2 x 92,2 (101,1) x 60,2 mm
	Material:	ASA 757G Luran S
	Flammability:	UL94 HB
	Mounting:	4 mounting holes
	Colour:	black
	Weight:	approx. 500 g (with options)
Cable entry:	4x screwed cable glands M20x1,5, plastic	
Electrical connection:	Plug-in terminal strips:	up to 2,2 mm ²
Protection:	IP66 / IP68	
Vibrating protection:	Standard:	without
	Option:	electronics potted

Adjustment

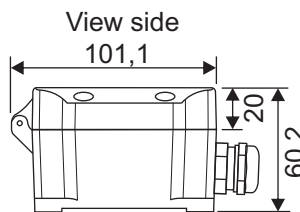
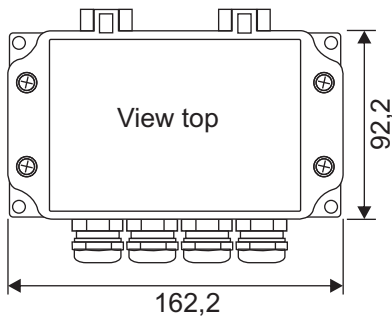
Sensitivity Input:	DIP switches (see input)
Type of output signal:	DIP switches (see output)
Offset zero point:	Selectable with jumper (40% / 80%)
Low-pass filter:	Selectable with jumper (12 / 24 dB / oktave)
Limit frequency:	DIP switches (1 / 10 / 100 Hz)
Limit values:	Adjustment with potentiometer (0...100%)
Switching behaviour:	DIP switch (minimum / maximum)
Switching hysteresis:	DIP switch (1% / 10%)
Behaviour on probe break:	Selectable with jumper (upscale / downscale)
Sensor supply:	Potentiometer (4...14 V)

● **Electrical connection**

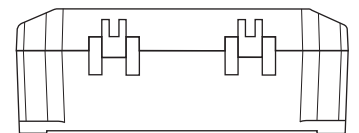


● **Dimensions (in mm)**

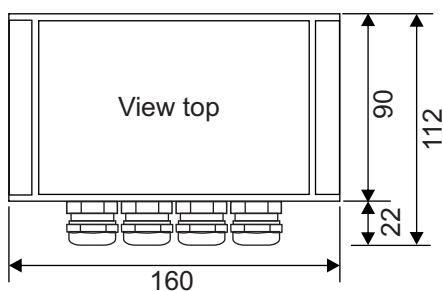
Enclosure plastics



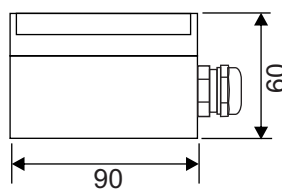
View rear



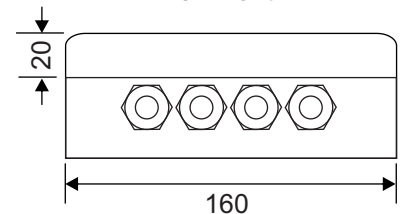
Enclosure aluminium



View side



View front



● **Order code**

A	J	X	X	X	X	X	X	-	X	X	X
---	---	---	---	---	---	---	---	---	---	---	---

Input:	0,1...4 mV / V (please indicate)	0									
Analogue output:	2...10 V, 4...20 mA 0...10 V, 0...20 mA	0 1									
Enclosure:	Plastic: U-CASE2 Aluminium: aluCase AC 092	2 9									
Voltage supply:	24 VDC 85...265 VAC	0 3									
Bridge supply:	10 VDC (standard) Other value (please indicate)	0 1									
Electr. connection:	4x screwed cable gland M20, plug-in terminal strips									0	
Vibrating protection:	Without With (electronics potted)									0 1	
Configuration:	Factory-set ¹⁾ Customized (please indicate)										0 1
Other:	Special model (on request)										0

1) Factory-set: Behaviour on probe break: upscale
 Low-pass filter: 12 dB / oktave
 Behaviour limit value switch 1: minimum
 Hysteresis limit value switch 1: 1%

Zero offset: 40%
 Limit frequency: 1 Hz
 Behaviour limit value switch 2: maximum
 Hysteresis limit value switch 2: 1%