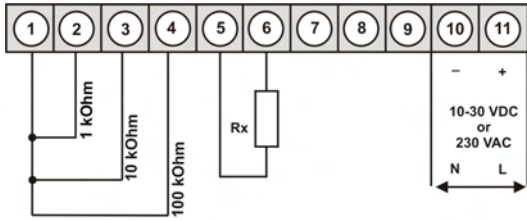




M2 – 5-digit digital panel meter in 96x48 mm (BxH) Resistance 1 k Ω , 10 k Ω or 100 k Ω

- red display of -19999...99999 digits (optional green, orange, blue or tricolour display)
- compact installation depth: 70 mm without plug-in terminal
- adjustment via factory default or directly on the sensor signal
- min-/max-memory with adjustable permanent display
- 30 additional adjustable supporting points
- display flashing at threshold value exceedance/undercut
- zero key for actuation of tara- /hold-function, display change, setpoint setting, alarm actuator
- flexible alarm system with adjustable delay times
- volume measurement (Totaliser)
- mathematical functions like reciprocal value, square root, squaring and rounding
- constant setting / respectively setpoint setting
- sliding averaging
- brightness control via parameters or front keys
- programming interlock via access code
- protection class IP65 at the front
- plug-in screw terminal
- optional: 2 relay outputs
- optional: 1 independently scalable analog output
- optional: galv. insulated digital input
- accessories: pc-based configuration-kit PM-TOOL with CD & USB adapter
- on demand: devices for working temperatures of -20°C...60°C or -40°C...70°C

• Resistance (1 kΩ, 10 kΩ or 100 kΩ)



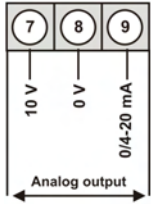
Supply 230 VAC

Supply 10-30 VDC

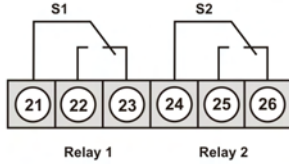

M2-1VR5B.0006.570CD

M2-1VR5B.0006.670CD

Options:



or



• Product key options

| | | | | | | | | | | | | | | | |
|---|----|---|---|---|---|----|---|---|---|----|---|---|---|---|---|
| M | 2- | 1 | V | R | 5 | B. | 0 | 0 | 0 | 6. | 5 | 7 | 0 | C | D |
| M | 2- | 1 | V | R | 5 | B. | 0 | 0 | 0 | 6. | 6 | 7 | 0 | C | D |

EUR

| | |
|---|--|
| 2 | 2 relay outputs |
| 1 | Without keypad, operation on the back |
| 4 | Voltage supply 115 VAC |
| X | Analog output 0/4-20 mA, 0-10 VDC with 230 VAC Analog output 0/4-20 mA, 0-10 VDC with 10-30 VDC |
| I | Digital input galv. insulated |
| B | Blau |
| G | Grün |
| Y | Orange |
| T | Tricolour (Rot-Grün-Orange)* |

*Only one option available with 230 VAC voltage supply: relay outputs or analog output.

Please state physical unit on demand, e.g. mm.

• Parameterisation software

PC based configuration software PM-Tool for devices without keypad, for a simple adjustment of standard devices, incl. CD & USB-adapter. Programming is made via an interface on the back.

ORDER NUMBER

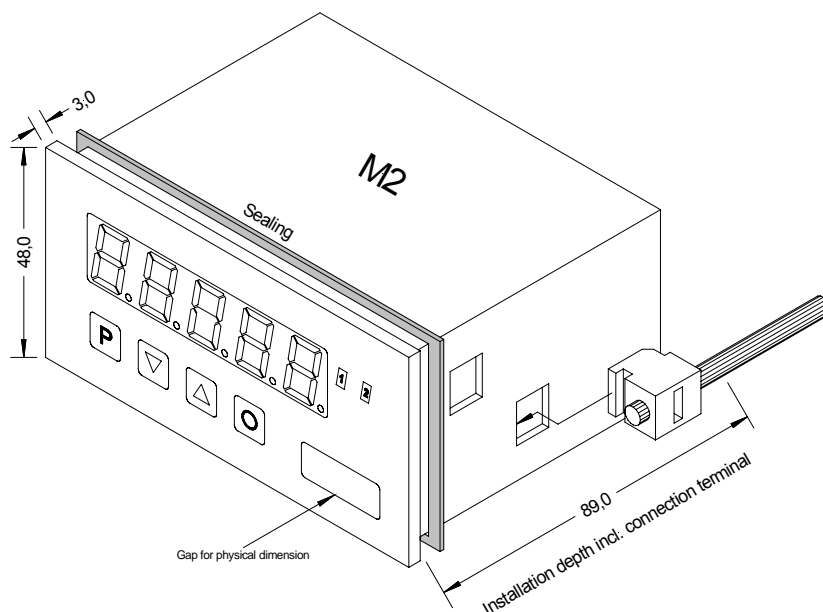
EUR

PM-TOOL-MUSB4

• **Technical data**

| | | |
|---------------------------|---|--|
| Dimension | Housing | B96 x H48 x D70 mm (including plug-in terminal D= 89 mm) |
| | Panel cut-out | 92.0 ^{+0.8} x 45.0 ^{+0.6} mm |
| | Fixing | screw elements for insulation thickness up to 3 mm |
| | Housing material | PC Polycarbonate, black |
| | Sealing material | EPDM, 65 Shore, black |
| | Protection class | at the front IP65 standard, back side IP00 |
| | Weight | approx. 250 g |
| | Connection | plug-in terminal; line cross-section up to 2.5 mm ² |
| Display | Display | 5-digit |
| | Digit height | 14 mm |
| | Segment colour | red (standard), optional available in green, blue, orange or tricolour (red/green/orange) |
| | Display range | -19999 to 99999 |
| | Setpoints | optical display flashing |
| | Overflow | horizontal bars at the top |
| | Underflow | horizontal bars at the bottom |
| | Display time | 0.1 to 10.0 seconds |
| Measuring input | Span | 0...1.1 kΩ / 0...11 kΩ / 0...110 kΩ |
| | Measuring range | 0...1 kΩ / 0...10 kΩ / 0...100 kΩ |
| | Measuring fault | 0.5% of measuring range, ± 1 Digit |
| | Temperature drift | 100 ppm/K |
| | Measuring time | 0.1 ... 10.0 seconds |
| | Measuring principle | U/F-conversion |
| | Resolution | approx. 18 Bit at 1s measuring time |
| | Output | Relay |
| Switching cycle | | 10 * 10 ³ at 5 AAC, 5ADC ohm resistive burden 10 * 10 ⁶ mechanically Separation in accordance with DIN EN 50178 / Specifications in accordance with DIN EN 60255 |
| Analog output | | 0-10 VDC/ burden ≥ 10 kΩ, 0/4-20 mA burden ≤ 500 Ω, 16 Bit |
| Digital input | Input galv. insulated | < 2.4 OFF; > 10 V ON; max. 30 VDC, Ri at ~ 5 kΩ |
| Power pack | Supply | 230 VAC 50/60 Hz +/- 10 % (max. 10 VA) 10-30 VDC, galvanic insulated (max. 4 VA) |
| | Memory | EEPROM |
| Ambient conditions | Working temperature | 0 to + 60 °C |
| | Storing temperature | -20 to + 80 °C |
| | Climatic density | relative humidity 0-85% on years average without dew |
| CE-sign | Conformity to directive 2004/108/EG | |
| EMV | EN 61326, EN 55011 | |
| Safety standard | According to low voltage directive 2006/95/EG; EN 61010; EN 60664-1 | |

Housing:



• Order key

| | M | 2- | 1 | V | R | 5 | B. | 0 | 0 | 0 | 6. | 6 | 7 | 0 | C | D | |
|--|---|----|---|---|---|---|----|---|---|---|----|---|---|---|---|---|---|
| Basic type M-Line | | | | | | | | | | | | | | | | | |
| Installation depth 89 mm (incl. plug-in terminal) | | | | | | | | | | | | | | | | | Dimension D physical unit |
| Housing size 96x48x70 mm (BxHxD) | | | | | | | | | | | | | | | | | Version C C |
| Display type Resistance | | | | | | | | | | | | | | | | | Setpoints 0 no setpoints 2 2 relay outputs |
| Display colours Blue Green Red Red/Green/Orange Orange | | | | | | | | | | | | | | | | | Protection class 1 without keypad, operation on the back 7 IP65 / plug-in terminal |
| Number of digits 5-digit | | | | | | | | | | | | | | | | | Supply voltage 4 115 VAC 5 230 VAC 6 10-30 VDC galv. insulated |
| Digit height 14 mm | | | | | | | | | | | | | | | | | Measuring input 6 1 kΩ, 10Ω, 100kΩ |
| Digital input without 1x digital input | | | | | | | | | | | | | | | | | Analog output 0 without X 0-10 VDC, 0/4-20 mA |
| | | | | | | | | | | | | | | | | | Resistance 7 1 MΩ (on demand) |